

UNION BANK LIMITED
CONDENSED BALANCE SHEET (Un-audited)
As at 30 June 2022


Particulars	Notes	June 2022 Taka	December 2021 Taka
PROPERTY AND ASSETS			
Cash		10,359,145,480	8,353,449,515
In hand (Including foreign currency)		1,342,929,272	1,207,822,446
Balance with Bangladesh Bank and its agent bank(s) (Including foreign currency)		9,016,216,208	7,145,627,069
Balance with other Banks and Financial Institutions		841,871,341	354,647,804
In Bangladesh		203,603,899	69,212,323
Outside Bangladesh		638,267,442	285,435,481
Placement with banks & Other Financial Institutions		4,789,037,415	5,469,784,155
Investments in Shares & Securities		10,331,490,000	12,030,420,000
Government		8,771,490,000	10,440,420,000
Others		1,560,000,000	1,590,000,000
Investments	08	196,125,046,788	193,822,280,481
General Investments etc.		195,123,881,990	188,105,717,264
Bills Purchased and Discounted		1,001,164,798	5,716,563,217
Fixed Assets Including Premises, Furniture and Fixtures		3,844,596,511	4,054,545,287
Other Assets		16,584,877,290	18,333,075,866
Non Banking Assets		-	-
Total Assets		242,876,064,825	242,418,203,108
LIABILITIES AND CAPITAL			
Liabilities			
Placement from Banks & other Financial Institutions		5,553,332,102	10,033,749,650
Deposits and Other Accounts	09	206,448,493,731	200,229,794,529
Mudaraba Savings Deposits		10,490,031,751	9,406,334,184
Mudaraba Term Deposits		112,641,330,700	108,919,670,985
Other Mudaraba Term Deposits		51,224,301,549	48,866,097,485
Al-Wadia Current Accounts and Other Accounts		30,555,409,426	31,735,974,901
Bills Payable		1,537,420,305	1,301,716,974
Mudaraba Subordinated Bond		3,300,000,000	4,000,000,000
Other Liabilities		12,528,717,108	18,144,122,377
Total Liabilities		227,830,542,941	232,407,666,556
Capital/Shareholders' Equity			
Paid-up Capital	10.1	9,869,337,600	5,589,337,600
Statutory Reserve	11	2,693,038,752	2,414,624,395
Other Reserve	12	145,749,665	145,749,665
Retained Earnings	13	2,337,395,867	1,860,824,892
Total Shareholders' Equity		15,045,521,884	10,010,536,552
Total Liabilities and Shareholders' equity		242,876,064,825	242,418,203,108


UNION BANK LIMITED
CONDENSED BALANCE SHEET (Un-audited)
As at 30 June 2022

Particulars	June 2022 Taka	December 2021 Taka
OFF- BALANCE SHEET ITEMS		
Contingent Liabilities		
Acceptances and Endorsements	1,868,552,051	2,590,271,534
Letter of Guarantees	2,443,104,763	1,897,210,885
Irrevocable Letters of Credit	3,040,395,111	2,757,426,735
Bills for Collection	891,656,056	3,148,551,768
Other Contingent Liabilities	-	-
Total	<u>8,243,707,981</u>	<u>10,393,460,922</u>
Other Commitments		
Documentary credits and short term trade related transactions	-	-
Forward assets purchased and forward deposits placed	-	-
Undrawn note issuance and revolving underwriting facilities	-	-
Undrawn formal standby facilities, credit lines and other commitments	-	-
Claims against the bank not acknowledged as debt	-	-
Other-Commitments	-	-
Total	<u>-</u>	<u>-</u>
Total Off -Balance Sheet Items Including Contingent Liabilities	<u>8,243,707,981</u>	<u>10,393,460,922</u>


Company Secretary


Chief Financial Officer


Managing Director


Director



Chairman


Place: Dhaka, Bangladesh
Date: 24 July 2022

UNION BANK LIMITED
CONDENSED PROFIT AND LOSS ACCOUNT (Un-audited)
For the Period (Q-2) From 01 January 2022 to 30 June 2022

Particulars	Jan'22-June'22 Taka	Jan'21-June'21 Taka	April'22-June'22 Taka	April'21-June'21 Taka
Investments Income	9,525,100,473	9,341,530,973	4,907,461,575	4,931,707,767
Profit Paid on Deposits	(6,849,841,189)	(6,659,081,639)	(3,507,664,197)	(3,312,592,394)
Net Investment Income	2,675,259,284	2,682,449,334	1,399,797,378	1,619,115,373
Income from Investment in Shares & Securities	165,444,945	62,349,898	87,283,538	57,496,558
Commission, Exchange and Brokerage	408,153,240	114,387,574	302,429,456	50,452,557
Other Operating Income	62,084,950	64,972,215	47,033,173	36,436,615
	635,683,135	241,709,687	436,746,167	144,385,730
Total Operating Income	3,310,942,419	2,924,159,021	1,836,543,545	1,763,501,103
Operating Expenses				
Salary and Allowances	875,954,348	687,676,128	499,397,916	376,672,874
Rent, Taxes, Insurances, Electricity etc.	233,823,731	213,717,885	136,062,129	126,322,580
Legal Expenses	1,356,117	979,206	642,102	661,306
Postage, Stamps, Telecommunication etc.	14,781,384	13,017,597	8,116,691	6,583,509
Stationery, Printings, Advertisements etc.	57,311,547	36,446,957	47,823,560	28,664,795
Chief Executives Salary and Fees	7,025,125	6,622,659	3,565,375	3,327,159
Auditors' Fees	172,500	172,500	86,250	86,250
Directors' Fees & Expenses	1,356,800	1,166,400	675,800	698,800
Shariah Supervisory Committee's Fees & Expenses	305,800	260,600	124,200	223,800
Depreciation and Repair of Bank's Assets	136,012,086	106,707,840	67,259,215	51,535,095
Zakat Expenses	33,028,826	27,269,328	19,394,162	13,460,514
Other Expenses	222,242,371	203,624,912	118,363,184	93,014,303
Total Operating Expenses	1,583,370,635	1,297,662,012	901,510,584	701,250,985
Profit/(Loss) before Provision and Tax	1,727,571,784	1,626,497,009	935,032,961	1,062,250,118
Provisions for Classified Investments	132,500,000	-	(17,500,000)	(50,000,000)
Provisions for Unclassified Investments	183,000,000	120,000,000	183,000,000	70,000,000
Provisions for Off Balance Sheet items	-	-	(1,000,000)	-
Provisions for investment in Shares & Securities	18,500,000	-	18,500,000	-
Other Provisions	1,500,000	1,000,000	1,000,000	500,000
Total Provisions	335,500,000	121,000,000	184,000,000	20,500,000
Total Profit/(Loss) before Tax	1,392,071,784	1,505,497,009	751,032,961	1,041,750,118
Provision for Income Tax				
Current Tax	605,000,000	650,551,792	303,446,894	425,275,896
Deferred Tax (Income) / Expense	16,678,588	(551,792)	18,231,694	(275,896)
	621,678,588	650,000,000	321,678,588	425,000,000
Net Profit/(Loss) after Tax	770,393,196	855,497,009	429,354,373	616,750,118
Retained Earnings from Previous Year	1,860,824,892	1,452,381,266	-	-
Add: Net Profit/(Loss) after Tax	770,393,196	855,497,009	429,354,373	616,750,118
Profit available for Appropriation	2,631,218,088	2,307,878,275	429,354,373	616,750,118
Appropriations:				
Statutory Reserve	278,414,357	301,099,402	150,206,592	208,350,024
General Reserve	-	-	-	-
Start-up Fund	7,703,932	8,554,970	4,293,544	6,167,501
CSR Fund	7,703,932	8,554,970	4,293,544	6,167,501
Stock Dividend	-	-	-	-
Cash Dividend	-	-	-	-
Retained earnings	2,337,395,867	1,989,668,933	270,560,693	396,065,092
	2,631,218,088	2,307,878,275	429,354,373	616,750,118
Earning Per Share (EPS)	0.78	0.87	0.44	0.62


Company Secretary


Director


Chief Financial Officer


Managing Director


Chairman

Place: Dhaka, Bangladesh
Date: 24 July 2022